


MORTAR BARROW




No. F2

Angle steel legs and braces. 16 gauge steel tray reinforced at corners and top rolled over $\frac{1}{8}$ inch steel rod. Extension handles for front dumping. $\frac{5}{8}$ inch axle. Steel wheel 16 in. diameter, $1\frac{3}{4} \times \frac{1}{8}$ inch tire.

No.	Capacity	Tray Size	Weight	Each
F2	3½ cu. ft.	26x34 in.	73 lbs.	\$9.50

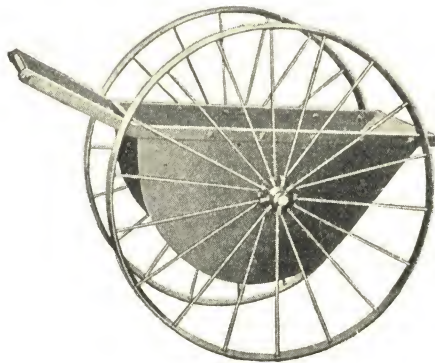
CONCRETE BARROWS



No. F24

Angle steel legs and braces. Heavy, one-piece steel tray with $\frac{1}{8}$ inch steel rod rolled in top, 12 inches deep. Extension handles for front dumping. $\frac{5}{8}$ inch axle. Steel wheel, 14½ in. diameter, $1\frac{3}{4} \times \frac{1}{8}$ inch tire.

No.	Capacity	Tray Size	Weight	Each
F24	4 cu. ft.	26½x37½ in.	72 lbs.	\$10.25



*K1

12 gauge steel body. Interchangeable and reversible handles, of 1 inch pipe.

Body Dimensions			Wheels		
Long	Wide	Deep	Diam.	Tread	Axle
39½ in.	21 in.	20 in.	42 in.	2 in.	1¼ in.
No.	Capacity	Weight	Without Legs	With Legs	
*K1	6 cu. ft.	235 lbs.	\$40.00	44.00	

*For Factory Shipment

TUBULAR STEEL COAL BARROWS

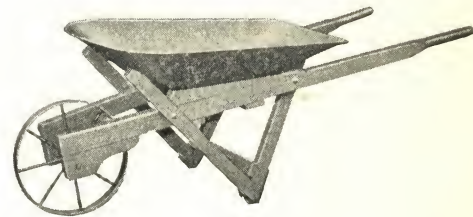


Nos. A15, A18

Steel legs and braces. One piece steel tray with top rolled over $\frac{1}{8}$ inch steel rod. 15 inch diameter steel wheel. Extension handles for front dumping.

No.	Capacity	Tray Size	Weight	Each
A15	4½ cu. ft.	29x36 in.	86 lbs.	\$11.25
A18	6 cu. ft.	33x42 in.	100 lbs.	14.25


KLONDYKE BARROW



Wood legs, braces and handles. Light steel tray with top rolled over $\frac{1}{4}$ inch steel rod. Steel wheel.

Packed, 1. Weight, 42 lbs.each, \$6.00

GARDEN WHEELBARROWS




Eastern

Wood end, sides, bottom, legs and handles. Iron leg braces are bolted. Steel wheels.

No.	Dimensions of Box				Diam. Wheel	Each
	Length	Wide, at Wheel	Wide, at Handle	Deep		
3SW	24 in.	16 in.	20 in.	10½ in.	18 in.	\$8.05
4SW	26½ in.	18½ in.	23 in.	12 in.	20 in.	8.80

Weights: No. 3SW, 40 lbs. No. 4SW, 45 lbs.

BAG TRUCKS



No. 5

Bent oak handles, oiled and varnished.



No. 46

Strongly built of first class materials, oiled and varnished.

No.	Length Handles	Width Nose	Diam. Wheels	Weight	Each
5	46 in.	12 in.	6 in.	21 lbs.	\$6.00
46	46 in.	12 in.	6 in.	27 lbs.	7.30

HOTEL TRUCKS



Lansing

With patent rubber tired wheels, steam bent handles, steel nose, forged axles and turned bearings.

Plain bearing rubbered wheels are shipped unless fibre wheels specified. Both numbers are half ironed.

No.	Length Handle	Width	Wheels	Weight	Each
1H	48 in.	19 in.	7 in.	45 lbs.	\$16.15
2H	52 in.	20 in.	8 in.	65 lbs.	20.25

BARREL TRUCKS



Lansing

New York pattern, exceptionally strong and well built. Have steel nose, side straps, crossbars and axles. Handles are of selected hard wood hickory, oak or ash. Axles turned, wheels bored. Wood oiled and varnished, iron work painted black.

No.	Length Handles	Width Nose	Width at Top Bar	Wheels	Weight	Each
81	48 in.	13 in.	16½ in.	6 x 1¾ in.	42 lbs.	\$11.65
82	52 in.	14½ in.	19½ in.	7½ x 2 in.	52 lbs.	13.50
83	55 in.	15½ in.	21 in.	9½ x 2¾ in.	77 lbs.	16.50
84	62 in.	15¾ in.	22½ in.	10½ x 3 in.	82 lbs.	22.25
*85	63 in.	17½ in.	23¾ in.	10½ x 3 in.	116 lbs.	25.00

***For Factory Shipment**

WAREHOUSE TRUCKS

Lansing




Fig. 172 Full Bound

Nos. 21 to 26 Inclusive

New York Pattern

These trucks have turned bearings. Wheels bored accurate to size. All parts made to templet and thoroughly bolted together. Made of hardwood throughout.

No.	Length Handles	Width Nose	Width at Top Bar	Wheels	Weight	Each
21	48 in.	13 in.	17½ in.	6 in.	33 lbs.	\$9.75
22	52 in.	14¼ in.	19½ in.	7 in.	49 lbs.	11.65
23	56 in.	15 in.	21 in.	8 in.	67 lbs.	12.40
24	62 in.	15½ in.	22 in.	10 in.	103 lbs.	18.40
*25	63 in.	17½ in.	22 in.	10½ in.	107 lbs.	20.40
*26	68 in.	18¼ in.	23 in.	12 in.	122 lbs.	25.00

***For Factory Shipment**

ASH CAN TRUCK



Wirt's Improved

Tubular steel handle, malleable iron base, heavy iron wheels. An adjustable keeper, sliding on the handle, holds barrels or cans not over 37½ inches high.

Width	Length	Wheels	Weight	Each
12 in.	41½ in.	5 in. dia.	17 lbs.	\$5.00


LANSING BOX TRUCKS



For handling large bales or boxes, sharp cone head bolts prevent package from slipping. Turned axles and bored wheels.

No.	Size	Wheels	Weight	Each
1	16x18 in.	3½ in.	22 lbs.	\$7.75
2	16x24 in.	4 in.	32 lbs.	8.65

LANSING TIMBER DOLLY



For moving heavy timbers. Wrought axle passes entirely through cast iron roller.

No.	Frame	Roller	Weight	Each
1	16x19 in.	6x10 in.	58 lbs.	\$12.00

LANSING BARREL SKIDS




Made of selected, oiled and varnished hardwood. Ends heavily ironed.

No.	Length	Kind	Side Rails	Bars	Wt.	Each
1	6 ft.	Light	1¼x2¾ in.	2	20 lbs.	\$7.00
6	8 ft.	Heavy	1¾x3½ in.	3	40 lbs.	Prices on Application
8	10 ft.	Heavy	1¾x3¾ in.	3	50 lbs.	


Nos. 6 and 8 will be shipped direct from factory

HAND CARTS



No. 153 Merrimac


Body, Inside	Wheels		Capacity	Weight	Each
Dimensions 39x20½x8 in.	Front 14 in.	Side 26 in.	250 lbs.	62 lbs.	\$17.80
Steel Front Wheels for above cart					each, 2.65
Steel Side Wheels for above cart					per pair, 5.80
2 Leaf Springs for above cart					per pair, 2.40



No. 23 Monitor

Body, Inside	Wheels		Capacity	Weight	Each
Dimensions 39x20½x9½ in.	Front 14 in.	Side 26 in.	300 lbs.	80 lbs.	\$21.20
Steel Front Wheels for above cart					each, 2.65
Steel Side Wheels for above cart					per pair, 5.80
3 Leaf Springs for above cart					per pair, 2.40

LANSING DRAG SCRAPERS



This scraper is made from high grade, heavy steel. The bowl is pressed into curved shape, without sharp corners, angles or overlaps.

The swivel, by which the scraper is pulled, works easily, and allows the bowl to adjust itself to any unevenness in the ground without losing off dirt.

It is always shipped with runners unless otherwise ordered.

No.	Capacity	Size	Weight	Each
1	7 cu. ft.	33½x32x11½ in.	98 lbs.	\$13.30
2	5 cu. ft.	31½x29x11½ in.	88 lbs.	12.75

Double bottoms supplied at extra cost.